



MADANI SCHOOLS FEDERATION

TRANSITION BOOKLET

2024-2025

HONESTY | EXCELLENCE | ACCOUNTABILITY | RESPECT | TEAMWORK

Name: _____



CONTENTS

HEART	1
Transition Video	2
Who am I?	3
Who is Who?	4
How do you Feel?	5
Exploring our School	6
Uniform	13
School Day	14
New Words	15



HEART


Our **H.E.A.R.T** values frame our vision and philosophy at the school, which deal with the condition and importance of the heart, placing it at the core of all human beings.

What does each letter stand for?

HONESTY
EXCELLENCE
ACCOUNTABILITY
RESPECT
TEAMWORK

How do I think I can show HEART at school?

H	
E	
A	
R	
T	








TRANSITION VIDEO

Go to our **website** <https://madani.school/> > Admissions > Transition

There is a tour of the school in our transition section above to help you familiarise yourself with our facilities and layout. **Ask your parent/carer to help you access our school website to have a look at the video!**



WHO AM I?

<p>My name is:</p> 	
 <p>My age is:</p>	
<p>My birthday is on:</p> 	
<p>My favourite subject is:</p> 	
<p>My favourite hobby is:</p> 	



WHO IS WHO?



Mr Laher

Executive Head Teacher



Mufti M Ghaibee

Director of
Ethos/Spiritual Mentor



Mr Khan

Deputy Head/Senior DSL-
Holistic Development



Ms Rajania

Senior Leader – Educational
Excellency/Communication



Maulana S Alhadad

Assistant Head -
Inclusion/SENDCo



Ms Chopdat

Assistant Head – Personal
Development




Mr Esat

Assistant Head –
Calculation




Dr Alam

Assistant Head –
Discovery/Behaviour



Ms Phillips

Assistant Head –
Teaching and Learning



Mr Azeez

Assistant Head –
Innovation/Outcomes


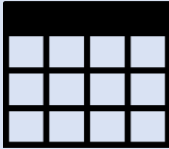








HOW DO YOU FEEL?

Choose the symbol to show how you feel about the following:

If you are looking **forward to it** draw a ✓

If you think you might be **worried** draw !

Making new friends 		Learning a new timetable 	
Break and Lunch times 		Finding your way around school 	
Getting to school 		Learning new subjects 	
School rules 		Having a different uniform 	



EXPLORING OUR SCHOOL

Reception



Library



Dining Hall



Masjid



Play Facilities



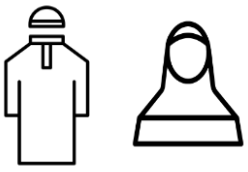


Classrooms



Learning Support Room





UNIFORM



Black kufi and Blazer



Dark Grey Jubbah



PE Kit



Black Trousers



School Shoes






SCHOOL DAY

AM Registration	8:10am
Lesson 1	8:20am
Lesson 2	9:20am
Break	10:20am
Lesson 3	10:40am
Lesson 4	11:40am
Lunch	12:40pm
PM Registration	1:10pm
Period 5	1:30pm
Salah	2:30pm
End of day	2:55pm
Enrichment	3:00pm





NEW WORDS

Lesson	There are 5 lessons everyday. You may have to move to different rooms for these classes.
Timetable	Your timetable will show you the lessons for the day and where each one takes place.
Tutor group / Form class	This is your class name.
Form Tutor	This is your main teacher. This is the first person you will go to for any questions or problems.
Houses	<p>Madani has 3 houses:</p> <ol style="list-style-type: none">1) Abu Hamid Al – Ghazali 2) Muhammad Ali 3) Salahuddin Ayyoubi  <p>Your form class will be put into one of the houses.</p>



NEW WORDS

Head of House	This teacher is in charge of your personal development.
BG01/BF01	These are the classroom names shown on your timetable. BG = Boys ground floor (Downstairs) and BF = Boys First Floor (Upstairs).
MBG1/MBF1	These classrooms are separate to the main building. 
Ansaar room	Also called the Learning Support Room (BF01). 
Intervention	These are extra English and Maths lessons.
Enrichment	After school clubs.

We hope you enjoyed this booklet, and find it useful as a tool to prepare for school.

We will support you in becoming great Muslim individuals and we pray your journey at Madani is successful.



Our aim is to “Protect your faith and Perfect your Character”